



Electrolux
PROFESSIONAL

Modular Cooking Range Line thermaline 90 - Electric Warming Plate Top, 1 Side with Backsplash

ITEM # _____

MODEL # _____

NAME # _____

SIS # _____

AIA # _____



589503
(MCRAABFOBO)

Electric Warming Plate, 1-sided operated with
backsplash

Main Features

- THERMODUL connection system creates a seamless work top when units are connected to each other thus avoiding soil penetrating vital components and facilitating the removal of units in case of replacement or service.
- Metal knobs with embedded hygienic "soft-touch" grip for easier handling and cleaning. The special design of the controls prevents infiltration of liquids or soil into vital components.
- Fast deployment with full heating power immediately.
- The smooth glass-ceramic surface can be quickly and easily cleaned, thus providing maximum hygiene.
- Almost the entire surface of the ceramic plate can be used without "dead" spots.
- Pans can easily be moved from one area to another without lifting.
- All major components may be easily accessed from the front.
- Overheat protection via a temperature sensor that switches off part of the heating element in the event of over temperature. Temperature range from 30°C to 110°C.

Construction

- 2 mm top in 1.4301 (AISI 304).
- Unit constructed according to DIN 18860_2 with 20 mm drop nose top and 70 mm recessed plinth.
- Flat surface construction with minimal hidden areas to easily clean all surfaces
- Internal frame for heavy duty sturdiness in 1.4301 (AISI 304).
- Unit constructed according to DIN 18860_2 with 20 mm drop nose top.
- IPX5 water resistance certification.

Optional Accessories

- Scraper for cook tops PNC 910601 ☐
- Connecting rail kit for appliances with backsplash, 900mm PNC 912499 ☐
- Portioning shelf, 600mm width PNC 912524 ☐
- Portioning shelf, 600mm width PNC 912554 ☐
- Folding shelf, 300x900mm PNC 912581 ☐
- Folding shelf, 400x900mm PNC 912582 ☐
- Fixed side shelf, 200x900mm PNC 912589 ☐
- Fixed side shelf, 300x900mm PNC 912590 ☐
- Fixed side shelf, 400x900mm PNC 912591 ☐
- Connecting rail kit for appliances with backsplash: modular 90 (on the left) to ProThermetic tilting (on the right), ProThermetic stationary (on the left) to ProThermetic tilting (on the right) PNC 912981 ☐

APPROVAL: _____

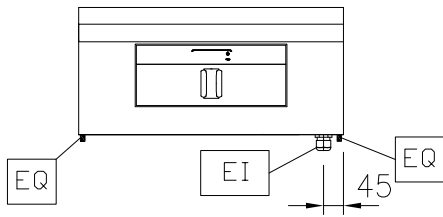


Experience the Excellence
www.electroluxprofessional.com

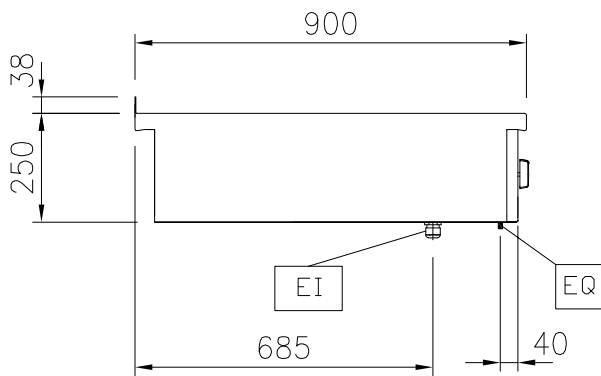
- Connecting rail kit for appliances with backsplash: modular 90 (on the right) to ProThermetic tilting (on the left), ProThermetic stationary (on the right) to ProThermetic tilting (on the left) PNC 912982 ☐
- Back panel, 600x700mm, for units with backsplash PNC 913011 ☐
- Back panel, 600x800mm, for units with backsplash PNC 913024 ☐
- Endrail kit, flush-fitting, with backsplash, left PNC 913117 ☐
- Endrail kit, flush-fitting, with backsplash, right PNC 913118 ☐
- Endrail kit (12.5mm) for thermaline 90 units with backsplash, left PNC 913208 ☐
- Endrail kit (12.5mm) for thermaline 90 units with backsplash, right PNC 913209 ☐
- U-clamping rail for back-to-back installations with backsplash (to be ordered as S-code) PNC 913226 ☐
- Insert profile d=900 PNC 913232 ☐

Modular Cooking Range Line thermaline 90 - Electric Warming Plate Top, 1 Side with Backsplash

Front

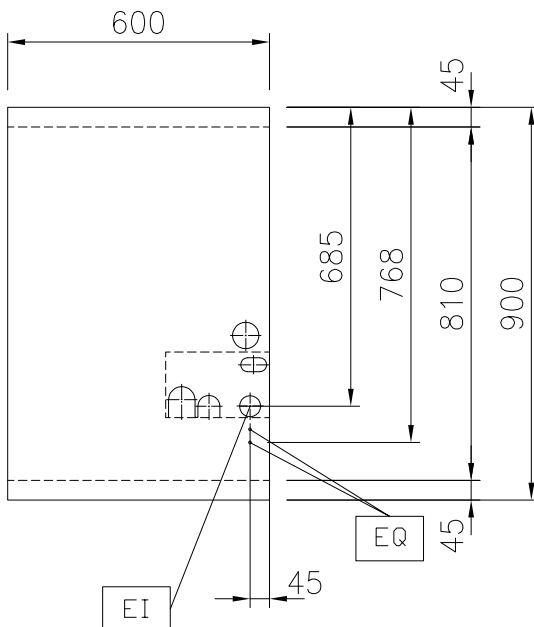


Side



EI = Electrical inlet (power)
EQ = Equipotential screw

Top



Electric

Supply voltage: 230 V/1N ph/50/60 Hz
Total Watts: 0.55 kW

Key Information:

External dimensions, Width: 600 mm
External dimensions, Depth: 900 mm
External dimensions, Height: 250 mm
Net weight: 32 kg
Configuration: One-Side Operated;Top
Front Plates Power: 0 - 0 kW
Front Plates dimensions:

Sustainability

Current consumption: 2.39 Amps